

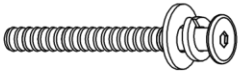

ASSEMBLY INSTRUCTIONS

MODEL : 097-000002

IMPORTANT NOTE :


- * *PLACE ALL WOODEN PARTS ON A CLEAN AND SMOOTH SURFACE SUCH AS A RUG OR CARPET TO AVOID THE PARTS FROM BEING SCRATCHED.*
- * *BEFORE YOU BEGIN, KINDLY FOLLOW THE ASSEMBLY INSTRUCTIONS STEP BY STEP.*

HARDWARE LIST

A	JCBB M8 x 80mm + S/W 5/16" + F/W 5/16" x 22mm	8PCS
		
B	ALLEN KEY M5 	1PC

PART LIST

1	TABLE TOP	1PC
2	TABLE LEG	4PCS



COMPLETED TABLE ASSEMBLY.

